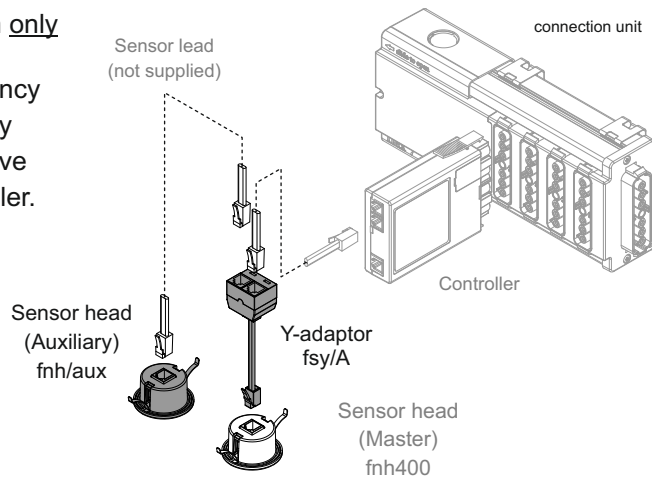


## fnh/aux Occupancy sensor head

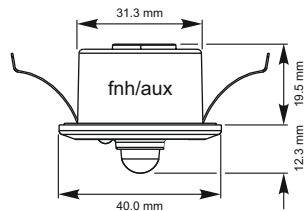
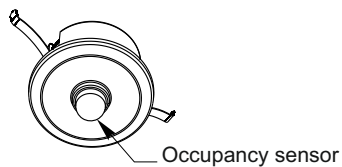
The fnh/aux sensor head can only work if in conjunction with an fnh400 sensor head. Occupancy coverage can be increased by adding up to a maximum of five fnh/aux heads to your controller.

Note that the fnh/aux head requires no setting up as it automatically adopts the time-out of your existing sensor head.



## Sensor head and occupancy detection performance

### fnh/aux

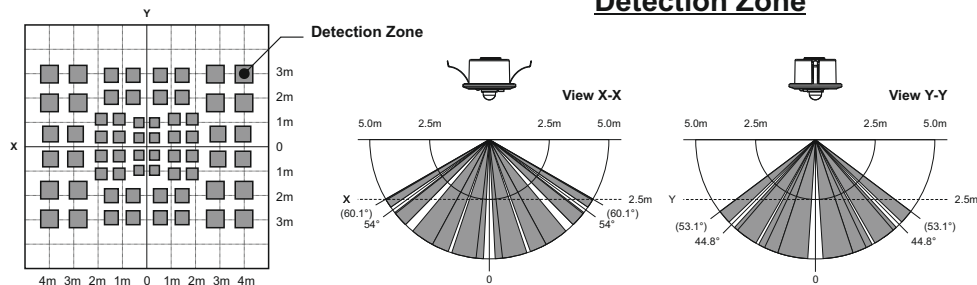


The sensor head fits into a 32mm diameter hole, with clips which can grip ceiling panels down to 1.5mm thick.

The sensor head has a rectangular occupancy detection range broadly 9m x 7m at a ceiling height of 2.5m (Longest length of detection aligning with the spring clips). As the ceiling height increases so will the overall detection area but sensitivity to small movements will decrease.

**Note:** Make sure that the sensor is not adjacent to circulating air, heaters or lamps.

### Detection Zone



The X-Y cross-sectional diagram shows the detection area. The differences in the detection zone patterns indicate the projections of the 16 lenses with a single focal point. Movement of an object with higher than background temperature, between the detection zones, will be detected.

**Supply Voltage** :12V DC

**Material** :PA6 UL94 V-0 rated, Non-halogen

:Manufactured in white.

**Operating range** :-10°C to 40°C

**IP Rating** :IP20

**Compliance** :2014/35/EU

:2014/30/EU



flex7 Limited, Ruscombe Business Park, Ruscombe Lane, Twyford, Berkshire RG10 9JW, UK

Telephone: +44 (0) 20 8580 1066 Fax: +44 (0) 20 8580 1062

Website: www.flex7.co.uk Email: info@flex7.co.uk

Leaflet reference number: 22/045 issue 5 20/02/2025

