

Series 1000 (Non-dimming) Universal Sensor - Kits

Adding a Switch Drop to an Occupancy Sensor Kit provides another level of control, and with it the option to configure the sensor as either occupancy or absence - configured simply by the choice of switch and the way it is terminated.

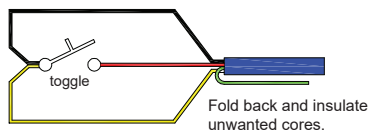
Universal Sensor Kits are available with or without daylight dependency.

For details relating to detection range, use of Slave Heads or Remote Controls please refer to Occupancy Sensor Kits ([see previous page](#)).



Absence

Requires a 1-way retractive switch



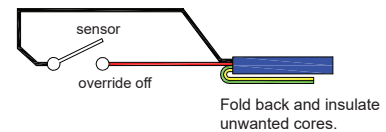
Operation:

Lights do not turn on automatically with presence but instead need to be switched on. Choose to switch them off again or, if left on, will switch off after absence has been detected for a period equal to its programmed timeout

*Note: we do not recommend configuring the daylight dependent version for absence type control.

Occupancy (with override off)

Requires a 1-way latched switch



Operation:

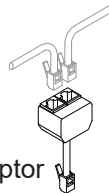
While the switch is open (sensor position), lights will switch on when presence is detected, and off after absence has been detected for a period equal to its programmed timeout.

While the switch is closed (override off position) - the lights are off permanently.

In the daylight dependent version, during normal periods of occupancy, the lights will switch off whenever there is adequate daylight.

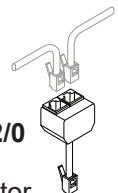
Retractive switching is ideal for multiple switch points. Just plug in any additional switch drop/s alongside the existing using our standard 'Y' adaptors.

fsy/a
'Y' adaptor

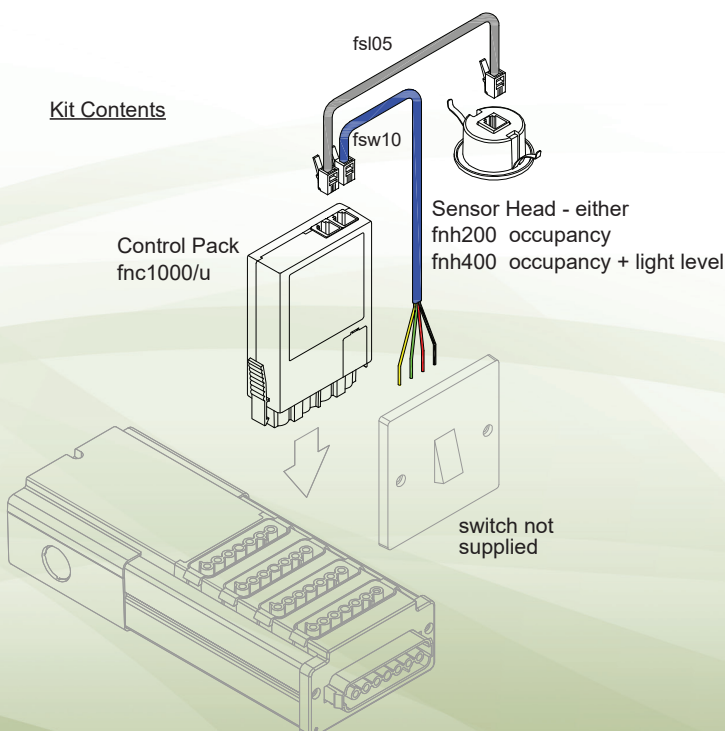


A special adaptor is available for 2-way switching of override off. Special switch wiring instructions are included with the adaptor.

fsy/2e/2/0
special
'Y' adaptor



Kit Contents



Technical Details

Control Pack Supply voltage: 230V~ 50hz

Load rating at 230V ~ : 6A max

[Further technical details - page 57](#)

Ordering flex7 Series 1000 - Universal Sensor Kits

D/D = Daylight dependency

200 without D/D

400 with D/D

fns1 /u

*Do you need a *setup* remote control? [See previous page](#)